

Thermacore[®] COLLECTION



Premium insulated garage doors deliver maximum thermal efficiency and design flexibility.

The Genuine. The Original.





Image above: Model 194 8' high, Standard panel, White finish, Stockton 1 windows
Cover image: Model 195 7' high, Flush panel, Terra Bronze finish, vertical Clear Long windows

*The Thermacore® Collection keeps design in mind
and adds comfort to your home by providing protection
from air infiltration and temperature changes.*

Model 198 8' high, Long panel, custom finish, Williamsburg 2 windows



Thermacore® Collection *Door Designs*

Select your door panel style and color

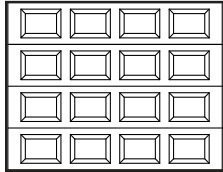
1

Choose a panel style:

Doors shown are 7' tall. The number of sections on 8' doors may vary.


Models 297, 194, 494

Standard (S)



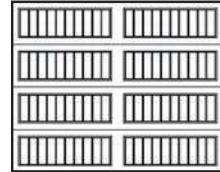
Models 296, 199, 497

V5



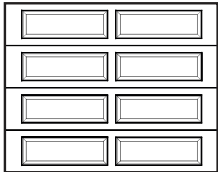
Model 192

V10





Models 295, 198, 496

Long (L)



Models 298, 195†, 495

Flush (F)



Model 196

Microgroove (M)



†Model 195 with Modern Metallic colors feature a smooth, non-textured finish.

2

Choose a color:

Actual colors may vary from brochure due to fluctuations in the printing process. Always request a color sample from your Distributor for accurate color matching. To custom paint your door see instructions in the owner's manual.



White



Almond



Desert Tan




Sandstone



Terra Bronze*



Brown**



Hunter Green*



Gray*



Black**

* Available in 190 series only.

** Available in 190 and 490 series only.

† Only Narrow windows available on these colors.

Textured Wood Grain finishes

Available in Models 192, 194, 198, 199, 494, 496 and 497.



Golden Oak



Walnut




Mission Oak

Modern Metallic finishes


Available in Models 195 and 196.



Silver†



Dark Bronze†



Black Frost†

Thermacore® Collection

Decorative Accents

Customize your door with color and windows

3

Choose a window style:

Available on **Standard, Flush and V5** panels



Clear Short



Cathedral 1



Ruston 1



Stockton 1



Winston 1



Ashton 1



Madison 1



Sherwood 1



Waterton 1



Williamsburg 1 (8pc)



Cascade 1



Prairie 1



Stockford 1



Williamsburg 1 (4pc)

Available on **Long, Flush, V10 and V5** panels



Clear Long



Cascade 2



Sherwood 2



Stockbridge 2 4-Lite



Stockton 2 6-Lite



Stockton 2 12-Lite



Wyndbridge 2



Ashton 2



Prairie 2



Somerton 2



Stockford 2



Stockton 2 8-Lite



Waterton 2



Williamsburg 2 (4 pc)



Cathedral 2



Ruston 2



Stockbridge 2 3-Lite



Stockton 2 4-Lite



Stockton 2 8-Lite Arch



Williamsburg 2

Thermacore® Collection

Decorative Accents

Customize your door with windows

Carriage style window trim. Available on Models 194 and 195 only.



Stockbridge



Stockton



Stockton Arch



Somerton



Wyndbridge Arch

Narrow window. Available on Models 195 and 196 in Modern Metallic finishes only.




Optional window placement:

Vertical window option



Model 195, Flush panel, double car, Gray finish, Clear Long windows

All window option (Flush panel only)



Narrow window option

(Flush Model 195 and Microgroove panels only)



Model 196, Microgroove panel, double car, Silver finish, Narrow windows

Windows may be arranged vertically or horizontally on the models found in the 190 and 490 series. Windows must be Clear Short, Clear Long or Narrow. Windows placed in the bottom section of a door must have DSB 1/8", or tempered, or 1/2" insulated glass.

Choose a glass type:

All windows come standard with double strength glass.

In addition, the Thermacore® Collection offers an array of choices, including:

- Insulated glass – thermal efficiency*
- Tempered glass – enhanced safety
- Clear Lexan® – shatter resistant
- High velocity impact glass – security option
- Obscure glass – light infiltration with privacy
- Solar bronze – UV protection
- 1/2" insulated obscure glass for 190/490 series

* Not available on 290 series.



Clear



Obscure



Satin Etched



Gray Tint



Green Tint



Bronze Tint

Actual glass may vary from brochure photos due to fluctuations in the printing process. Check with your Overhead Door™ Distributor to view a glass sample.

Thermacore® Collection

Decorative Accents

Customize your door with ornamental hardware

4

Choose your hardware:



Large
Bean
Handle



Large
Spear
Handle



Small
Spear
Handle



Spear Hinge (16" & 18")



Bean Hinge (16" only)



Model 192 7' high, V10 panel, Mission Oak finish with Clear Long windows

5

Choose your opener:



Be sure to ask about our complete line of Overhead Door® garage door openers. Powerful, quiet and durable, these garage door openers are designed for performance, safety and convenience. Your Overhead Door Distributor™ will help you choose the opener that best suits your door and preferences.



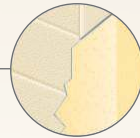
The Thermacore® Collection

steel garage doors feature premium insulation construction and design which provides maximum thermal efficiency and reduced air infiltration for your garage space. This durable line of garage doors gives you many years of reliable operation while providing comfort to your home, even in extreme climates.

Built better from the inside out



Model 199 7' high, V5 panel, Walnut finish



Thermacore® construction

Provides a continuous layer of foamed-in-place, CFC-free polyurethane insulation sandwiched between two layers of corrosion-resistant steel, for maximum thermal efficiency.



Embossed wood-grain texture

Adds beauty, sophistication and durability



In-between section thermal seals

With an air infiltration rating of up to 0.08 cfm, seals provide superior resistance to the elements.



Durable finish

Hot-dipped galvanized steel with two coats of baked-on polyester paint.



Bulb-type bottom weatherseal

Guards against wind and rain while providing a cushion when closing.

Backing


Interior-side steel backing, standard on Thermacore® products, provides strength and a finished, clean appearance.

Our WindStorm™ wind load-rated system

Available on select products to meet regulations for a variety of wind speeds, including hurricane-force winds, and meet the most stringent local building codes.

Models	295(L) 296(V5) 297(S) 298(F)	192(V10) 194(S) 195(F) 196(M) 198(L) 199(V5)	494(S) 495(F) 496(L) 497(V5)
Polyurethane insulation	•	•	•
R-value*	9.31	12.76	17.5
Steel backing	•	•	•
Warranty	20-year limited	Limited lifetime	Limited lifetime

*R-value is a measure of thermal efficiency. The higher the R-value the greater the insulating properties of the door. Overhead Door uses a calculated door section R-value for our insulated doors.



Transform Your Home with the DoorView® visualization tool.

Go to overheaddoor.com to try our on-line interactive software tool that lets you visualize what your home would look like with a Overhead Door™ garage door. Contact your local Overhead Door™ Distributor for more information and to receive a quote.



Limited Warranty.

Thermacore® Collection garage doors are backed by up to a limited lifetime non-transferable warranty.*

* Warranties vary by model, and are available upon request. See full text of warranty for details.

The Genuine. The Original.

Since 1921, Overhead Door Corporation has not only raised the standards of excellence for the industry – we've created them. We created the first sectional garage door in 1921 and the first electric garage door opener in 1926.

Today, our network of over 400 Overhead Door™ Distributors are still leading the way with innovative solutions and unmatched installation, service and support. So look for the Red Ribbon. It's your guarantee that you're getting the genuine, the original Overhead Door™ products and services.

SOLD AND DISTRIBUTED BY:



The Genuine. The Original.



2501 S. State Hwy. 121 Bus., Suite 200, Lewisville, TX 75067
1-800-929-DOOR • sales@overheaddoor.com
overheaddoor.com