

Envy™



Model 956 Opaque Black glass

MODEL 956

A new aluminum full-view frameless design

- ¼" tempered glass panels are mounted on top of an aluminum structure for an ultra-modern, frameless look
- Powder coated hinges, struts and top bracket come standard, providing a finished, high-end appearance
- Weather barrier created by vinyl seals between tongue-and-groove sections
- Patent pending design provides precision glass alignment and additional security
- Meets ASHRAE 90.1 and IECC® air infiltration requirements with a third-party tested value of less than 0.4 cfm/ft²
- Meets California Code of Regulation, Title 24 air infiltration requirements with a third-party tested value of less than 0.3 cfm/ft²

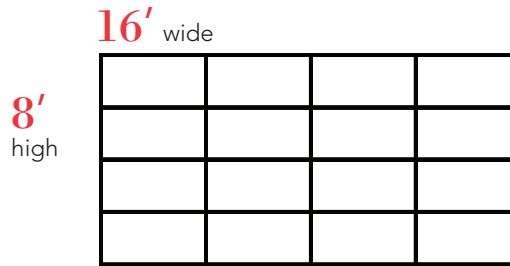
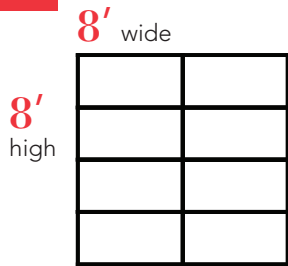
The Genuine. The Original.



Envy™ Model 956

Select your glass type and structure color

1 Panel style:



2 Choose a glass:



Opaque White



Opaque Black



Mirrored Gray



Mirrored Bronze



Translucent Black

3 Choose a structure finish:


Powder Coat Finishes



White




Black




Bronze

Anodized Finishes



Black



Bronze

Actual colors may vary from brochure due to fluctuations in the printing process. Always request a color sample from your Overhead Door™ Distributor for accurate color matching.

Aluminum and glass pairings:

Aluminum options	Glass color
White Powder Coat	Opaque White
Black Powder Coat / Bronze Powder Coat / Black Anodized / Bronze Anodized	Opaque Black / Mirrored Gray / Mirrored Bronze / Translucent Black

Each door is unique and built to order, therefore a slight deviation in glass alignment is possible. These doors may become hot to the touch in sustained hot weather.

The Genuine. The Original.



For more information visit www.overheaddoor.com