

# *Modern Aluminum* COLLECTION



Crisp lines and sleek design formed from durable corrosion-resistant aluminum and light-filtering glass.

**The Genuine. The Original.**





Image above: Model 521, Black anodized finish, Satin Etched glass  
Cover image: Model 521, Clear anodized finish, Double Strength glass

*Modern Aluminum Collection doors present contemporary elegance with sleek lines while delivering maximum light infiltration into the garage space.*

Model 521, Knotty Pine powder coat finish, Satin Etched glass

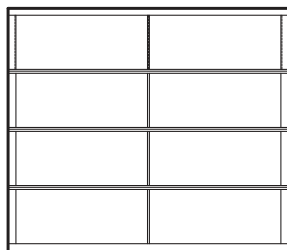


# Modern Aluminum Collection

## Door Designs

Select your door panel style and glass

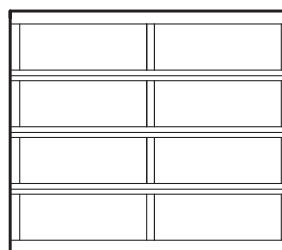
### 1 Choose a frame option:



#### Model 511\*

Standard frame

- Narrow rails and stiles
- An array of frame finishes and special custom options
- Door sizes up to 16' 2" wide by 16' 1" high




#### Model 521\*

Heavy-duty frame

- Wide, heavy-duty rails and stiles
- An array of frame finishes and special custom options
- Door sizes up to 26' 2" wide by 20' 1" high
- Joint seal between sections for additional weather-resistance
- Wind load and impact rated door  
Door can be built to withstand a variety of wind conditions
- Optional polyurethane insulation for rails and stiles up to 18'2" wide

#### R-values† of complete Model 521 with insulated rails and stiles

| 1/2" insulated glazing unit   | Door R-value (K m <sup>2</sup> /W) |
|-------------------------------|------------------------------------|
| DSB- clear, tempered, obscure | 2.87                               |
| Clear polycarbonate           | 2.93                               |
| DSB - Solar Bronze            | 3.17                               |
| DSB - Low E coating           | 3.43                               |
| SolarBan 70XL argon filled    | 4.09                               |
| Multi-wall polycarbonate      | Door R-value (K m <sup>2</sup> /W) |
| 1/4" thick unit               | 2.75                               |
| 3/8" thick unit               | 3.21                               |
| 5/8" thick unit               | 3.48                               |
| Insulated panels              | Door R-value (K m <sup>2</sup> /W) |
| 3/8" EPS solid panels         | 2.60                               |



Polyurethane filled rails and stiles

\* Section height varies dependent on door height.

† R-value: Overhead Door Corporation uses a calculated door section R-value for our insulated doors.

### 2 Choose a glass type:

#### Specialty Glass

- Laminated White – privacy
- Low E Glass\*\* – thermal efficiency
- Tempered Glass – enhanced safety
- Tinted Glass\*\* – color options: Green, Gray, Bronze

#### Glass alternatives

- Clear Lexan® Polycarbonate\*\* – shatter resistant
- Multi Wall Polycarbonate – superior strength with UV protection; color options: Clear, White, Bronze
- Plexiglas® Acrylic\*\* – shatter resistant
- Impact Clear and Frosted Polycarbonate - 0.250" minimum



Double Strength DSB\*\* (Standard)



Obscure



Satin Etched



Gray Tint



Green Tint



Bronze Tint



Impact Frosted Polycarbonate

Actual glass may vary from brochure photos due to fluctuations in the printing process. Check with your Overhead Door™ Distributor to view a glass sample.

\*\* Insulated options available.


# Modern Aluminum Collection

## *Decorative Accents*

Customize your door with color

### 3 Choose a color:

#### Anodized finishes



Clear (standard)



Light Bronze



Medium Bronze



Dark Bronze

#### Wood grain powder coat finishes (Model 521 only)



Knotty Pine



Cherry



Cherry with Flame




Dark Walnut

#### RAL powder coat finishes

Select from approximately 200 RAL powder coat color options to best match your home.

Solid aluminum panels are also available.



Actual color may vary slightly from brochure due to fluctuations in printing process. Color samples are available by request through your local Overhead Door™ Distributor.

### 4 Choose your opener:




Be sure to ask about our complete line of Overhead Door® garage door openers. Powerful, quiet and durable, Our garage door openers are designed for performance, safety and convenience. Your Overhead Door™ Distributor will help you choose the opener that best suits your door and preferences.

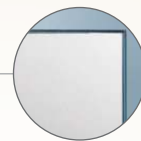


**The Modern Aluminum Collection** combines glass and aluminum for unparalleled visual appeal, strength and light infiltration. It's a unique solution for your extraordinary home.

## Built better from the inside out



**Between section seals**  
Offer additional weather-resistance



**Commercial-grade aluminum frame**  
Low-maintenance and corrosion resistant.

Model 521 Heavy-duty frame

### Design flexibility

Available in a variety of vertical rail widths and horizontal stile widths to complement the style of your home.

### Finished hardware

Hinges and fixtures are galvanized to maintain a contemporary look.

### Integrated stiffening struts\*

Strong, light-weight struts are included in the design of the rail assembly to enhance durability.

\* Offered on non-wind loaded doors only. Size restrictions may apply. See your Overhead Door™ Distributor for details.

### Wind load-rated doors

Model 521 can be built to meet local building codes and provide your home with protection from a variety of wind conditions, such as hurricane force winds. We now have Florida Building Code Static and Impact approvals on our best-selling Modern Aluminum Model 521. These doors feature unobstructed views with no reinforcement struts running across the sections. Tough polycarbonate glazing is also available in clear for commercial needs or frosted for residential applications.

### Energy efficiency

Thermal performance test ratings are available for Model 521, including air infiltration, U-factor, solar heat gain coefficient (SHGC), visible transmittance (VT), condensation resistance and sound transmission class (STC). Model 521 meets IECC® requirements for air infiltration.



**Transform Your Home with the DoorView® visualization tool.**

Go to [overhaddoor.com](http://overhaddoor.com) to try our on-line interactive software tool that lets you visualize what your home would look like with an Overhead Door™ garage door. Contact your local Overhead Door™ Distributor for more information and to receive a quote.



**Limited Warranty.**

Modern Aluminum garage doors are backed by a one-year limited warranty.\*

\* Warranties vary by model and are available upon request. See full text of warranty for details.

**The Genuine. The Original.**

Since 1921, Overhead Door Corporation has not only raised the standards of excellence for the industry – we’ve created them. We created the first upward-acting door in 1921 and the first electric garage door opener in 1926.

Today, our network of over 400 Overhead Door™ Distributors are still leading the way with innovative solutions and unmatched installation, service and support. So look for the Red Ribbon. It’s your guarantee that you’re getting the genuine, the original Overhead Door™ products and services.



SOLD AND DISTRIBUTED BY:



**The Genuine. The Original.**



2501 S. State Hwy. 121 Bus., Suite 200, Lewisville, TX 75067

1-800-929-DOOR • [sales@overhaddoor.com](mailto:sales@overhaddoor.com)

[www.OverheadDoor.com](http://www.OverheadDoor.com)